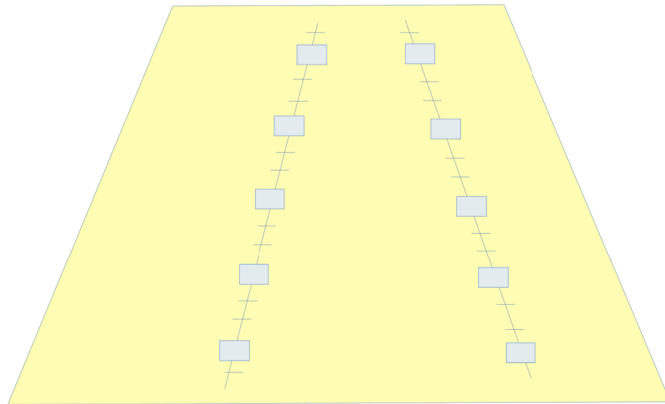


Find an AEOLIAN Scale on your Hammered Dulcimer



by Steve Eulberg & Erin Mae Lewis



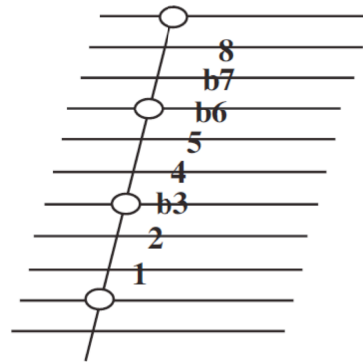
The AEOLIAN Mode is called “pure minor” or “natural minor. It is named for the Greek god Aeolus who is responsible for the wind. Aeolian harps are those that are played by the wind. The half steps are “balanced” in this scale. **It is characterized by the flatted 6th step of the scale.**

To play an AEOLIAN scale on the hammered dulcimer “straight up and down”, start **ONE ABOVE** any **marked course** play up 8 courses and back down.

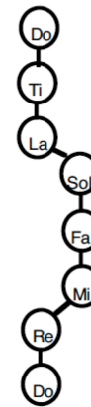
The name of this AEOLIAN scale will be the **NAME** of the first course you played.

If you start **ONE ABOVE** any **marked course** on the bass bridge, play up 4 courses, then cross to the parallel marked course on the treble bridge and play up 4 courses, you’ll get the DORIAN scale whose **NAME** is the first course you played.

(NOTE: This can be either a Right or Left hand-beginning pattern when playing up the scale, and an easy Left or Right hand-beginning pattern when playing down the scale.)



Aeolian (Minor Scale)
 whwwhww 1 2 b3 4 5 b6 b7 8
 La-Ti-Do-Re-Mi-Fa-Sol-La
 Like A-A on piano’s white keys
 [Also known as the “Natural Minor or Pure Minor Scale”]



EXAMPLES:
 Greensleeves
 God rest ye merry, gentlemen
 Sally in the Garden (B part)